

2023 SA STATE CHAMPIONSHIP - ROUND 1



(incl National BEARS Challenge & Easter Cup)

April 9 & 10

McNamara Park - Mt Gambier

SUPERSPORT 300

Leg 2



Date: 09/04/23
Event: R18
Weather: Cloudy - Temp: 14.4C
Track: Wet

Started at: 10:30:36
Laps: 6
Starters: 17
Posted at: 10:42

PROVISIONAL CLASSIFICATION

Pos	No	Name	Machine	Laps	Race Time	Behind Leader	Behind Prev	Fastest Lap	On Lap
1	66	Mitchell SIMPSON / Simpson Crash / Simpson Signs / Race Bike Services / RK Chains / Alpine Stars	Yamaha 321	6	8:06.512			1:19.739	4
2	33	Jordy SIMPSON / Simpson Crash / Simpson Signs / Race Bike Services / RK Chains / Alpine Stars	Yamaha 321	6	8:06.783	.271	.271	1:19.782	5
3	25	Brodie GAWITH / Megacycle Race Team / Ricondi / AGV / Motul / TCX / Link International	Yamaha 321	6	8:11.927	5.415	5.144	1:20.552	4
4	51	Sam PEZZETTA / Unitech Racing	Yamaha 321	6	8:12.136	5.624	.209	1:20.168	6
5	72	Ryder GILBERT / Gilbert Design & Construct / The Insurance Office / Eagle Drones / Routleys	Yamaha 321	6	8:14.925	8.413	2.789	1:20.967	3
6	68	Ryan LARKIN	Yamaha 321	6	8:22.072	15.560	7.147	1:22.072	4
7	95	Tara MORRISON / Fearless Motorcycles / Alpinestars	Kawasaki 400	6	8:22.230	15.718	.158	1:22.110	3
8	872	Nicholas PRIMMER	Yamaha 321	6	8:48.548	42.036	26.318	1:25.484	6
9	160	Gordon HENSLEY	Kawasaki 300	6	8:49.224	42.712	.676	1:24.958	6
10	45	Olly SIMPSON / Simpson Crash / Simpson Signs / Race Bike Services / RK Chains / Alpine Stars	Yamaha 321	6	8:51.730	45.218	2.506	1:25.304	6
11	159	Oliver HENSLEY	Kawasaki 300	6	8:52.884	46.372	1.154	1:24.780	4
12	75	Darren TROTTER	Yamaha	6	8:54.466	47.954	1.582	1:27.627	6
13	995	Lucas WARREN / Big Yellow Rocket / Hoey Racing / Area 99 / SS Track Bikes / Meguiars	Kawasaki 400	6	9:03.401	56.889	8.935	1:27.900	6
14	22	Georgia STEPHENS	Yamaha 321	6	9:04.127	57.615	.726	1:28.235	6
15	99	Andrew BANNERMAN / Big Yellow Rocket & Hoey Racing	Kawasaki 300	6	9:20.641	1:14.129	16.514	1:31.314	5
16	98	Tianhao ZHAO / Moto Ridenow	Yamaha 321	6	9:30.777	1:24.265	10.136	1:32.516	6
17	18	Phoenix AGAR / Yamaha World / Royal Enfield / DFK Gray Perry	Yamaha 321	5	8:31.471	1 Lap		1:37.761	5

Fastest Lap was 1:19.739 by Mitchell SIMPSON

Current race lap record for SS300 class - 1:15.961 by Brodie GAWITH on a Yamaha 321 set on 08/04/23

The results are provisional until the end of the time limit for protests and appeals.


Chief Timekeeper - Mark Arnold

Clerk of Course - Alistair Kinsella



COMPUTIME RACE TIMING SYSTEMS PTY LTD

9 Timber Lane, Glen Waverley Vic 3150. Ph: (03) 9803-7110
www.computime.com.au scott@computime.com.au



2023 SA STATE CHAMPIONSHIP - ROUND 1



(incl National BEARS Challenge & Easter Cup)

April 9 & 10

McNamara Park - Mt Gambier

SUPERSPORT 300

Leg 2



Started at: 10:30:36

Laps: 6

Starters: 17

Posted at: 10:42

Date: 09/04/23

Event: R18

Weather: Cloudy - Temp: 14.4C

Track: Wet


PROVISIONAL LAP TIMES

No	Name	Lap 1	Lap 2	Lap 3	Lap 4	Lap 5	Lap 6
18	Phoenix AGAR	1:50.630	1:42.904	1:40.806	1:39.370	<u>1:37.761</u>	
22	Georgia STEPHENS	1:36.836	1:30.625	1:30.895	1:28.846	1:28.690	<u>1:28.235</u>
25	Brodie GAWITH	1:27.618	1:21.828	1:20.623	<u>1:20.552</u>	1:20.686	1:20.620
33	Jordy SIMPSON	1:26.304	1:20.653	1:20.142	1:19.829	<u>1:19.782</u>	1:20.073
45	Olly SIMPSON	1:35.034	1:29.632	1:28.348	1:26.908	1:26.504	<u>1:25.304</u>
51	Sam PEZZETTA	1:27.441	1:21.706	1:20.622	1:21.056	1:21.143	<u>1:20.168</u>
66	Mitchell SIMPSON	1:25.689	1:20.979	1:20.044	<u>1:19.739</u>	1:20.008	1:20.053
68	Ryan LARKIN	1:28.366	1:23.214	1:22.844	<u>1:22.072</u>	1:22.685	1:22.891
72	Ryder GILBERT	1:27.919	1:21.776	<u>1:20.967</u>	1:21.015	1:21.672	1:21.576
75	Darren TROTTER	1:33.810	1:29.276	1:28.074	1:28.004	1:27.675	<u>1:27.627</u>
95	Tara MORRISON	1:28.783	1:22.435	<u>1:22.110</u>	1:22.820	1:23.230	1:22.852
98	Tianhao ZHAO	1:41.875	1:35.885	1:33.225	1:33.913	1:33.363	<u>1:32.516</u>
99	Andrew BANNERMAN	1:39.433	1:32.104	1:32.592	1:33.006	<u>1:31.314</u>	1:32.192
159	Oliver HENSLEY	1:36.125	1:30.742	1:28.997	<u>1:24.780</u>	1:26.532	1:25.708
160	Gordon HENSLEY	1:34.060	1:29.694	1:27.679	1:26.925	1:25.908	<u>1:24.958</u>
872	Nicholas PRIMMER	1:35.163	1:28.305	1:26.960	1:26.378	1:26.258	<u>1:25.484</u>
995	Lucas WARREN	1:35.693	1:30.976	1:30.853	1:29.285	1:28.694	<u>1:27.900</u>

The results are provisional until the end of the time limit for protests and appeals.

Chief Timekeeper - Mark Arnold

Clerk of Course - Alistair Kinsella




COMPUTIME RACE TIMING SYSTEMS PTY LTD

9 Timber Lane, Glen Waverley Vic 3150. Ph: (03) 9803-7110

www.computime.com.au

scott@computime.com.au



2023 SA STATE CHAMPIONSHIP - ROUND 1



(incl National BEARS Challenge & Easter Cup)

April 9 & 10

McNamara Park - Mt Gambier

SUPERSPORT 300

Leg 2



Date: 09/04/23
Event: R18
Weather: Cloudy - Temp: 14.4C
Track: Wet

Started at: 10:30:36
Laps: 6
Starters: 17
Posted at: 10:42

PROVISIONAL SPLIT TIMES

Lap	Split 1	Split 2	Lap Time	Lap	Split 1	Split 2	Lap Time
18 Phoenix AGAR (17th)				1	50.868	36.573	1:27.441
1	1:05.139	45.491	1:50.630	2	46.138	35.568	1:21.706
2	58.613	44.291	1:42.904	3	45.449	35.173	1:20.622
3	57.026	43.780	1:40.806	4	45.258	35.798	1:21.056
4	55.759	43.611	1:39.370	5	45.303	35.840	1:21.143
5	54.981	42.780	1:37.761	6	45.206	34.962	1:20.168
22 Georgia STEPHENS (14th)				66 Mitchell SIMPSON (1st)			
1	58.294	38.542	1:36.836	1	49.855	35.834	1:25.689
2	50.708	39.917	1:30.625	2	45.687	35.292	1:20.979
3	51.442	39.453	1:30.895	3	45.226	34.818	1:20.044
4	49.974	38.872	1:28.846	4	45.128	34.611	1:19.739
5	50.044	38.646	1:28.690	5	45.199	34.809	1:20.008
6	49.583	38.652	1:28.235	6	45.066	34.987	1:20.053
25 Brodie GAWITH (3rd)				68 Ryan LARKIN (6th)			
1	51.254	36.364	1:27.618	1	51.652	36.714	1:28.366
2	46.417	35.411	1:21.828	2	46.877	36.337	1:23.214
3	45.462	35.161	1:20.623	3	47.013	35.831	1:22.844
4	45.173	35.379	1:20.552	4	46.510	35.562	1:22.072
5	45.303	35.383	1:20.686	5	46.630	36.055	1:22.685
6	45.523	35.097	1:20.620	6	46.995	35.896	1:22.891
33 Jordy SIMPSON (2nd)				72 Ryder GILBERT (5th)			
1	50.943	35.361	1:26.304	1	51.820	36.099	1:27.919
2	45.584	35.069	1:20.653	2	46.573	35.203	1:21.776
3	45.250	34.892	1:20.142	3	45.966	35.001	1:20.967
4	45.410	34.419	1:19.829	4	46.006	35.009	1:21.015
5	45.208	34.574	1:19.782	5	45.992	35.680	1:21.672
6	44.984	35.089	1:20.073	6	46.247	35.329	1:21.576
45 Oilly SIMPSON (10th)				75 Darren TROTTER (12th)			
1	55.617	39.417	1:35.034	1	54.779	39.031	1:33.810
2	50.610	39.022	1:29.632	2	50.766	38.510	1:29.276
3	49.788	38.560	1:28.348	3	49.591	38.483	1:28.074
4	49.159	37.749	1:26.908	4	49.635	38.369	1:28.004
5	48.849	37.655	1:26.504	5	49.365	38.310	1:27.675
6	47.906	37.398	1:25.304	6	49.469	38.158	1:27.627

51 Sam PEZZETTA (4th)

95 Tara MORRISON (7th)


Chief Timekeeper - Mark Arnold

Clerk of Course - Alistair Kinsella



COMPUTIME RACE TIMING SYSTEMS PTY LTD

9 Timber Lane, Glen Waverley Vic 3150. Ph: (03) 9803-7110
www.computime.com.au scott@computime.com.au



2023 SA STATE CHAMPIONSHIP - ROUND 1



(incl National BEARS Challenge & Easter Cup)

April 9 & 10

McNamara Park - Mt Gambier

SUPERSPORT 300

Leg 2



Started at: 10:30:36

Laps: 6

Starters: 17

Posted at: 10:42

Date: 09/04/23
Event: R18
Weather: Cloudy - Temp: 14.4C
Track: Wet

PROVISIONAL SPLIT TIMES

Lap	Split 1	Split 2	Lap Time	Lap	Split 1	Split 2	Lap Time
1	52.396	36.387	1:28.783	5	48.371	38.161	1:26.532
2	46.662	35.773	1:22.435	6	49.237	36.471	1:25.708
3	46.653	35.457	1:22.110	160 Gordon HENSLEY (9th)			
4	47.221	35.599	1:22.820	1	55.789	38.271	1:34.060
5	46.799	36.431	1:23.230	2	50.901	38.793	1:29.694
6	47.291	35.561	1:22.852	3	49.476	38.203	1:27.679
98 Tianhao ZHAO (16th)				4	49.572	37.353	1:26.925
1	1:00.137	41.738	1:41.875	5	48.628	37.280	1:25.908
2	54.232	41.653	1:35.885	6	48.258	36.700	1:24.958
3	52.848	40.377	1:33.225	872 Nicholas PRIMMER (8th)			
4	53.176	40.737	1:33.913	1	55.865	39.298	1:35.163
5	52.597	40.766	1:33.363	2	49.919	38.386	1:28.305
6	52.382	40.134	1:32.516	3	49.239	37.721	1:26.960
99 Andrew BANNERMAN (15th)				4	48.909	37.469	1:26.378
1	59.014	40.419	1:39.433	5	48.912	37.346	1:26.258
2	51.489	40.615	1:32.104	6	48.146	37.338	1:25.484
3	51.944	40.648	1:32.592	995 Lucas WARREN (13th)			
4	52.010	40.996	1:33.006	1	56.325	39.368	1:35.693
5	51.534	39.780	1:31.314	2	51.378	39.598	1:30.976
6	51.697	40.495	1:32.192	3	51.724	39.129	1:30.853
159 Oliver HENSLEY (11th)				4	50.451	38.834	1:29.285
1	56.777	39.348	1:36.125	5	50.834	37.860	1:28.694
2	51.119	39.623	1:30.742	6	49.706	38.194	1:27.900
3	51.641	37.356	1:28.997				
4	47.936	36.844	1:24.780				


The results are provisional until the end of the time limit for protests and appeals.

Mark Arnold

Chief Timekeeper - Mark Arnold

Alistair Kinsella

Clerk of Course - Alistair Kinsella




COMPUTIME RACE TIMING SYSTEMS PTY LTD

9 Timber Lane, Glen Waverley Vic 3150. Ph: (03) 9803-7110

www.computime.com.au

scott@computime.com.au



2023 SA STATE CHAMPIONSHIP - ROUND 1



(incl National BEARS Challenge & Easter Cup)

April 9 & 10

McNamara Park - Mt Gambier

SUPERSPORT 300

Leg 2



Date: 09/04/23
Event: R18
Weather: Cloudy - Temp: 14.4C
Track: Wet

Started at: 10:30:36
Laps: 6
Starters: 17
Posted at: 10:42


PROVISIONAL FASTEST LAPS SEQUENCE

Lap	Race Pos	No	Name	Machine	Fastest Lap	On Lap
1	1	66	Mitchell SIMPSON	Yamaha 321	1:25.689	1
2	1	66	Mitchell SIMPSON	Yamaha 321	1:20.979	2
2	2	33	Jordy SIMPSON	Yamaha 321	1:20.653	2
3	1	66	Mitchell SIMPSON	Yamaha 321	1:20.044	3
4	1	66	Mitchell SIMPSON	Yamaha 321	1:19.739	4

The results are provisional until the end of the time limit for protests and appeals.


Chief Timekeeper - Mark Arnold

Clerk of Course - Alistair Kinsella



COMPUTIME RACE TIMING SYSTEMS PTY LTD

9 Timber Lane, Glen Waverley Vic 3150. Ph: (03) 9803-7110
www.computime.com.au scott@computime.com.au



2023 SA STATE CHAMPIONSHIP - ROUND 1



(incl National BEARS Challenge & Easter Cup)

April 9 & 10

McNamara Park - Mt Gambier

SUPERSPORT 300

Leg 2



Date: 09/04/23
Event: R18
Weather: Cloudy - Temp: 14.4C
Track: Wet

Started at: 10:30:36
Laps: 6
Starters: 17
Posted at: 10:42

PROVISIONAL LAP SHEET

No	Lap Time	Gap	No	Lap Time	Gap	No	Lap Time	Gap	No	Lap Time	Gap
Lap 1			22	1:30.625	20.793	75	1:28.004	32.713	95	1:22.852	15.718
66	1:25.689		99	1:32.104	24.869	45	1:26.908	33.471	18	1:37.761	1 lap
33	1:26.304	.615	98	1:35.885	31.092	159	1:24.780	34.193	872	1:25.484	42.036
51	1:27.441	1.752	18	1:42.904	46.866	995	1:29.285	40.356	160	1:24.958	42.712
25	1:27.618	1.929	Lap 3			22	1:28.846	40.751	45	1:25.304	45.218
72	1:27.919	2.230	66	1:20.044		99	1:33.006	50.684	159	1:25.708	46.372
68	1:28.366	2.677	33	1:20.142	.387	98	1:33.913	58.447	75	1:27.627	47.954
95	1:28.783	3.094	51	1:20.622	3.057	Lap 5			995	1:27.900	56.889
75	1:33.810	8.121	25	1:20.623	3.357	66	1:20.008		22	1:28.235	57.615
160	1:34.060	8.371	72	1:20.967	3.950	33	1:19.782	.251	99	1:32.192	1:14.12
45	1:35.034	9.345	95	1:22.110	6.616	25	1:20.686	4.848	98	1:32.516	1:24.26
872	1:35.163	9.474	68	1:22.844	7.712	51	1:21.143	5.509			
995	1:35.693	10.004	872	1:26.960	23.716	72	1:21.672	6.890			
159	1:36.125	10.436	75	1:28.074	24.448	18	1:39.370	1 lap			
22	1:36.836	11.147	160	1:27.679	24.721	68	1:22.685	12.722			
99	1:39.433	13.744	45	1:28.348	26.302	95	1:23.230	12.919			
98	1:41.875	16.186	159	1:28.997	29.152	872	1:26.258	36.605			
18	1:50.630	24.941	995	1:30.853	30.810	160	1:25.908	37.807			
Lap 2			22	1:30.895	31.644	45	1:26.504	39.967			
66	1:20.979		99	1:32.592	37.417	75	1:27.675	40.380			
33	1:20.653	.289	98	1:33.225	44.273	159	1:26.532	40.717			
51	1:21.706	2.479	18	1:40.806	1:07.62	995	1:28.694	49.042			
25	1:21.828	2.778	Lap 4			22	1:28.690	49.433			
72	1:21.776	3.027	66	1:19.739		99	1:31.314	1:01.99			
95	1:22.435	4.550	33	1:19.829	.477	98	1:33.363	1:11.80			
68	1:23.214	4.912	25	1:20.552	4.170	Lap 6					
75	1:29.276	16.418	51	1:21.056	4.374	66	1:20.053				
872	1:28.305	16.800	72	1:21.015	5.226	33	1:20.073	.271			
160	1:29.694	17.086	95	1:22.820	9.697	25	1:20.620	5.415			
45	1:29.632	17.998	68	1:22.072	10.045	51	1:20.168	5.624			
995	1:30.976	20.001	872	1:26.378	30.355	72	1:21.576	8.413			
159	1:30.742	20.199	160	1:26.925	31.907	68	1:22.891	15.560			

The results are provisional until the end of the time limit for protests and appeals.

Mark Arnold

Chief Timekeeper - Mark Arnold


Alistair Kinsella

Clerk of Course - Alistair Kinsella



COMPUTIME RACE TIMING SYSTEMS PTY LTD

9 Timber Lane, Glen Waverley Vic 3150. Ph: (03) 9803-7110
www.computime.com.au scott@computime.com.au



2023 SA STATE CHAMPIONSHIP - ROUND 1



(incl National BEARS Challenge & Easter Cup)

April 9 & 10

McNamara Park - Mt Gambier

SUPERSPORT 300

Leg 2



Date: 09/04/23
 Event: R18
 Weather: Cloudy - Temp: 14.4C
 Track: Wet

Started at: 10:30:36
 Laps: 6
 Starters: 17
 Posted at: 10:42

PROVISIONAL LAP CHART

Name	Grid	1	2	3	4	5	6	Name
S. PEZZETTA	51	66	66	66	66	66	66	M. SIMPSON
O. SIMPSON	45	33	33	33	33	33	33	J. SIMPSON
J. SIMPSON	33	51	51	51	25	25	25	B. GAWITH
M. SIMPSON	66	25	25	25	51	51	51	S. PEZZETTA
R. LARKIN	68	72	72	72	72	72	72	R. GILBERT
B. GAWITH	25	68	95	95	95	68	68	R. LARKIN
T. MORRISON	95	95	68	68	68	95	95	T. MORRISON
R. GILBERT	72	75	75	872	872	872	872	N. PRIMMER
E. McCausland	61	160	872	75	160	160	160	G. HENSLEY
N. PRIMMER	872	45	160	160	75	45	45	O. SIMPSON
G. HENSLEY	160	872	45	45	45	75	159	O. HENSLEY
O. HENSLEY	159	995	995	159	159	159	75	D. TROTTER
D. TROTTER	75	159	159	995	995	995	995	L. WARREN
L. WARREN	995	22	22	22	22	22	22	G. STEPHENS
G. STEPHENS	22	99	99	99	99	99	99	A. BANNERMAN
P. AGAR	18	98	98	98	98	98	98	T. ZHAO
A. BANNERMAN	99	18	18	18	18	18	18	P. AGAR
T. ZHAO	98							

The results are provisional until the end of the time limit for protests and appeals.


Chief Timekeeper - Mark Arnold

Clerk of Course - Alistair Kinsella



COMPUTIME RACE TIMING SYSTEMS PTY LTD

9 Timber Lane, Glen Waverley Vic 3150. Ph: (03) 9803-7110
 www.computime.com.au scott@computime.com.au



2023 SA STATE CHAMPIONSHIP - ROUND 1



(incl National BEARS Challenge & Easter Cup)

April 9 & 10

McNamara Park - Mt Gambier

SUPERSPORT 300

Leg 2



Date: 09/04/23
Event: R18
Weather: Cloudy - Temp: 14.4C
Track: Wet

Started at: 10:30:36
Laps: 6
Starters: 17
Posted at: 10:42

PROVISIONAL BEST PARTIAL TIMES

Pos	Name	Split 1	Name	Split 2	Name	LAP	
		Time		Time		Ideal	Fastest
1	J. SIMPSON	44.984	J. SIMPSON	34.419	J. SIMPSON	1:19.403	1:19.782
2	M. SIMPSON	45.066	M. SIMPSON	34.611	M. SIMPSON	1:19.677	1:19.739
3	B. GAWITH	45.173	S. PEZZETTA	34.962	S. PEZZETTA	1:20.168	1:20.168
4	S. PEZZETTA	45.206	R. GILBERT	35.001	B. GAWITH	1:20.270	1:20.552
5	R. GILBERT	45.966	B. GAWITH	35.097	R. GILBERT	1:20.967	1:20.967
6	R. LARKIN	46.510	T. MORRISON	35.457	R. LARKIN	1:22.072	1:22.072
7	T. MORRISON	46.653	R. LARKIN	35.562	T. MORRISON	1:22.110	1:22.110
8	O. SIMPSON	47.906	O. HENSLEY	36.471	O. HENSLEY	1:24.407	1:24.780
9	O. HENSLEY	47.936	G. HENSLEY	36.700	G. HENSLEY	1:24.958	1:24.958
10	N. PRIMMER	48.146	N. PRIMMER	37.338	O. SIMPSON	1:25.304	1:25.304
11	G. HENSLEY	48.258	O. SIMPSON	37.398	N. PRIMMER	1:25.484	1:25.484
12	D. TROTTER	49.365	L. WARREN	37.860	D. TROTTER	1:27.523	1:27.627
13	G. STEPHENS	49.583	D. TROTTER	38.158	L. WARREN	1:27.566	1:27.900
14	L. WARREN	49.706	G. STEPHENS	38.646	G. STEPHENS	1:28.229	1:28.235
15	A. BANNERMAN	51.489	A. BANNERMAN	39.780	A. BANNERMAN	1:31.269	1:31.314
16	T. ZHAO	52.382	T. ZHAO	40.134	T. ZHAO	1:32.516	1:32.516
17	P. AGAR	54.981	P. AGAR	42.780	P. AGAR	1:37.761	1:37.761

The results are provisional until the end of the time limit for protests and appeals.

Chief Timekeeper - Mark Arnold

Clerk of Course - Alistair Kinsella



COMPUTIME RACE TIMING SYSTEMS PTY LTD

9 Timber Lane, Glen Waverley Vic 3150. Ph: (03) 9803-7110
www.computime.com.au scott@computime.com.au

